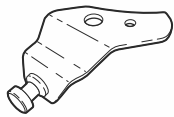


# SHAD

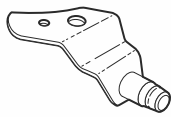
## HONDA SH MODE 125 '21- H0SM11SC

SIZE  
**3**

**BCN**



**1** 262810 x 1



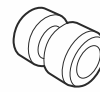
**2** 262811 x 1



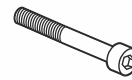
**3** 304260 x 2  
M5X20 DIN 912



**4** 303017 x 2  
ESP.Ø6



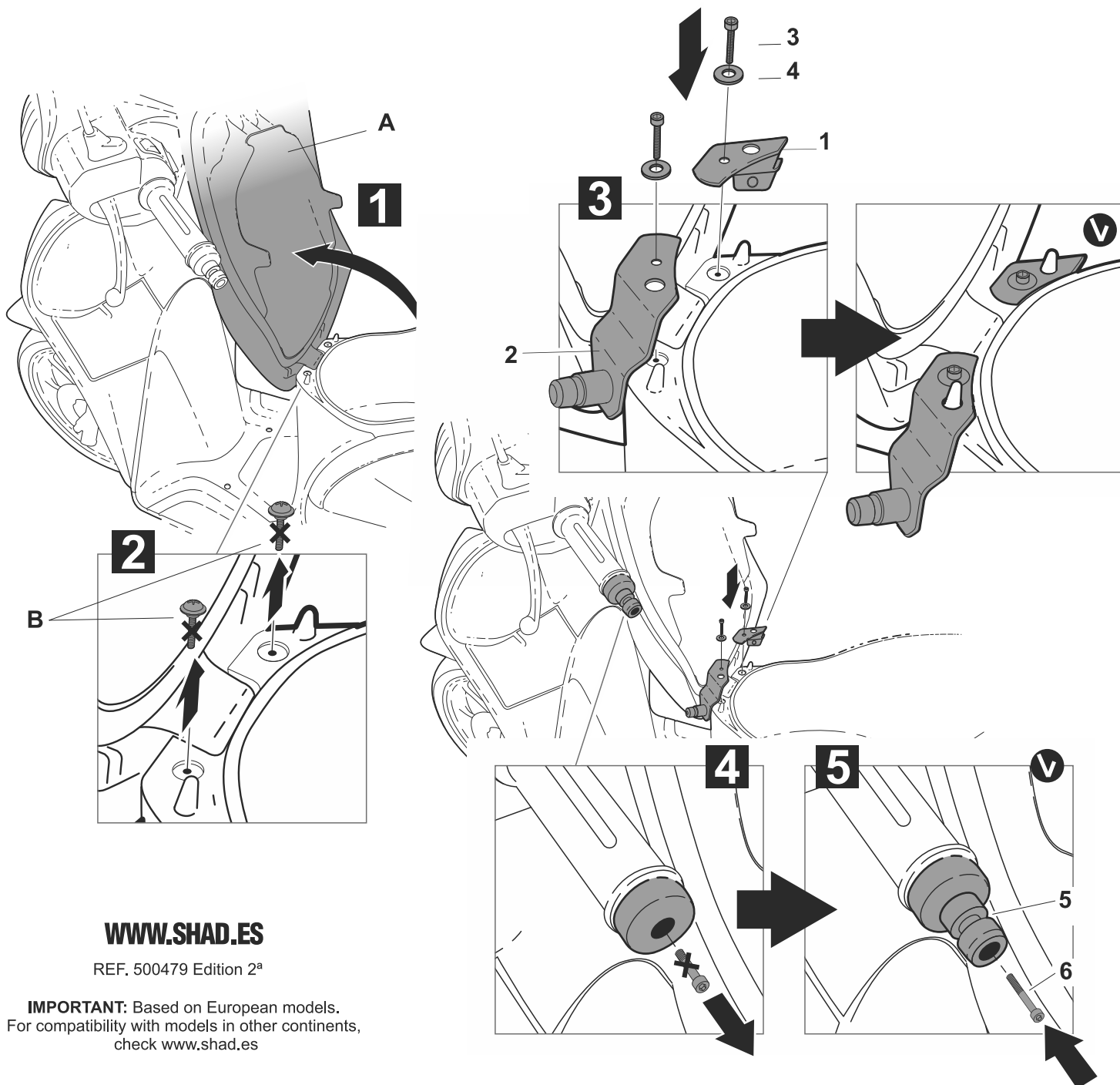
**5** 262920 x 1



**6** 304071 x 1  
M6X50 DIN 912

### WARNING!

- |  |   |   |  |   |
|--|---|---|--|---|
| <p><b>(GB)</b><br/>Tight firmly the pivot.<br/>Make sure that the pivot<br/>is firmly tight.<br/>UBRICATE ONLY WITH<br/>WD-40 OIL!</p> | <p><b>(E)</b><br/>Apretar el pivote<br/>fuertemente. Asegurarse de<br/>que el pivote queda<br/>totalmente fijado. LUBRICAR<br/>SÓLO CON ACEITE WD-40!</p> | <p><b>(D)</b><br/>Zapfen besonders fest anziehen und<br/>sicherstellen, dass er sich nicht<br/>mehr bewegen kann. ALS<br/>SCHMIERMITTEL IST NUR ÖL VOM<br/>TYP (WD 40) ZU VERWENDEN</p> | <p><b>(I)</b><br/>Premere il perno con<br/>forza. Assicurarsi che il<br/>perno sia completamente<br/>fissato. LUBRIFICARE<br/>SOLO CON OLIO WD-40!</p> | <p><b>(F)</b><br/>Serrer fortement le pivot.<br/>S'assurer qu'il reste<br/>totalement fixé.<br/>LUBRIFIER SEULEMENT<br/>AVEC WD-40!</p> |
|--|---|---|--|---|



[WWW.SHAD.ES](http://WWW.SHAD.ES)

REF. 500479 Edition 2ª

**IMPORTANT:** Based on European models.  
For compatibility with models in other continents,  
check [www.shad.es](http://www.shad.es)